

Elite

- [McGruber's House](#)
- [North of Seers' Village](#)
- [Between Lighthouse and Rellekka](#)
- [Spin in West Ardougne Church](#)
- [Laugh in front of the gem store in Ardougne market](#)
- [West of the Crafting Guild](#)
- [Jump for joy at the Neitiznot rune rock](#)
- [Three buildings East of Observatory](#)
- [Headbang in the fight arena pub](#)
- [Headbang on the top floor of the slayer tower](#)

McGruber's House

McGruber'sHouse.jpg
Image content type unknown

North of Seers' Village

North of Seers' Village

1

North of Seers' Village,
along the path towards
Rellekka.



2 Getting there

Teleports



Skills



Agility



Seers Rooftop



Run North along the path



Between Lighthouse and Rellekka

Between Lighthouse and Rellekka

1 Clue



Road between the
Lighthouse and Rellekka



Getting there 2

Teleports



City



Rellekka



Run South West



Spin in West Ardougne Church

Spin in West Ardougne Church

1 Clue

Spin in the West Ardougne Church.
Equip a dragon spear and red d'hide chaps.

*Spin in West Ardougne Church.
Equip a dragon spear and red d'hide chaps.*

2 Items needed

- Dragon Spear
- Red d'hide chaps



3 Location

Teleports



Cities



Laugh in front of the gem
store in Ardougne market

Laugh in front of the gem store in Ardougne market

1 Clue

Laugh in front of the gem store in Ardougne market. Equip a Castlewars bracelet, a dragonstone amulet and a ring of forging.

*Laugh in front of
the gem store in Ardougne market.
Equip a Castlewars bracelet,
a dragonstone amulet
and a ring of forging.*

2 Items needed



- Ring of forging
- Castlewars bracelet
- Dragonstone amulet

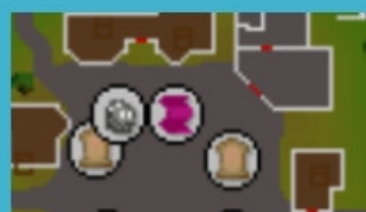


3 Getting there

Teleports



Cities



West of the Crafting Guild

West of the Crafting Guild

1 Clue



West of the Crafting Guild. Dig north of the sandpile at the tip of the peninsula.



2 Getting there

Teleports
▼
Cities
▼
Rimmington
▼
Run North-west



Jump for joy at the Neitiznot
rune rock

Jump for joy at the Neitiznot at the rune rock.

1 Clue

Jump for joy at
the Neitiznot rune rock.
Equip rune boots, a proselyte hauberk
and a dragonstone ring.

Jump for joy at the Neitiznot
at the rune rock. Equip rune
boots, a proselyte hauberk
and a dragonstone ring.

2 Items needed



Rune boots
Proselyte hauberk
Dragonstone ring



3 Getting there

Teleports



Training teleport



Three buildings East of
Observatory

3 Buildings East of the Observatory

1 Clue

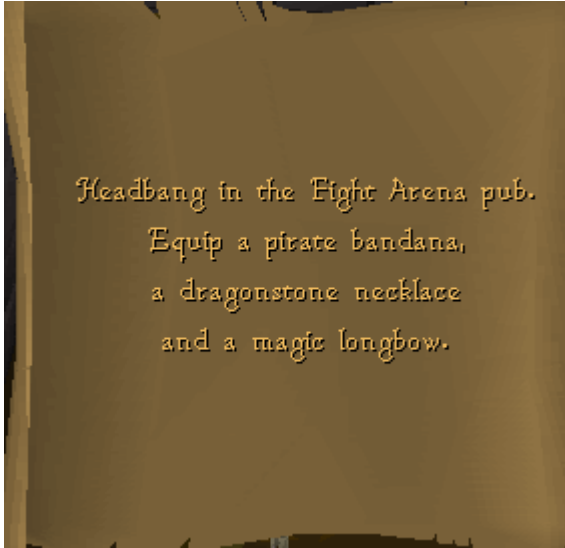


2 Getting there



Use a ring of dueling to teleport to Castle Wars. Run North and then East of Observatory. Dig in the left house with the exclamation mark.

Headbang in the fight arena pub

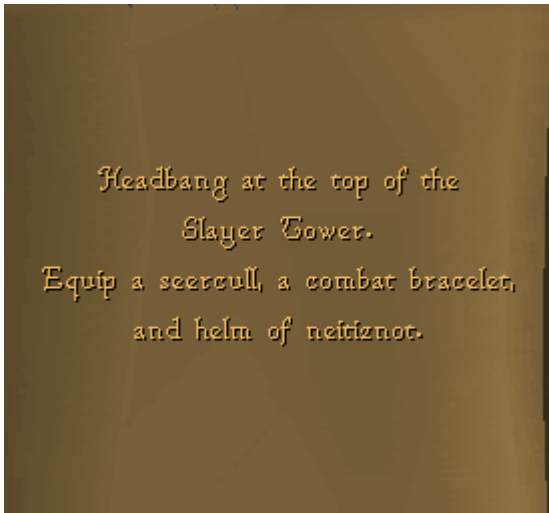


Warning! Potential danger for hardcore ironman!

1. Go to the ::shops at home, trade the outfits store and buy a pirate bandana. You will need to craft a dragonstone necklace and a magic longbow. You need 72 crafting to make a dragonstone necklace and 85 fletching to fletch a magic longbow.
2. City teleports > Yanille
3. Leave the city through the north and walk north-west, past the back of the fight arena until you reach a pub.
4. Equip above items and perform the 'Headbang' emote, a level 141 double agent spawns, kill it to finish the clue!



Headbang on the top floor of the slayer tower



Warning! Potential danger for hardcore ironman!

1. Collect a Seercull, combat bracelet and a helm of Neitizot. Seercull is a rare drop from the Dagannoth Supreme boss, a combat bracelet can be bought from the pures shop at the ::shops at home and a helm of neitiznot can be bought from the armor shop at the same place. Ironman can not buy Helm of Neitiznot, they can receive it as a rare drop from Yaks, which can be found under the training teleports.
2. Training teleports > slayer tower
3. Cross the tower and go to the top (2nd) floor.
4. Equip above items and perform the 'Headbang' emote, a level 141 double agent will spawn, kill it to finish the clue!

